

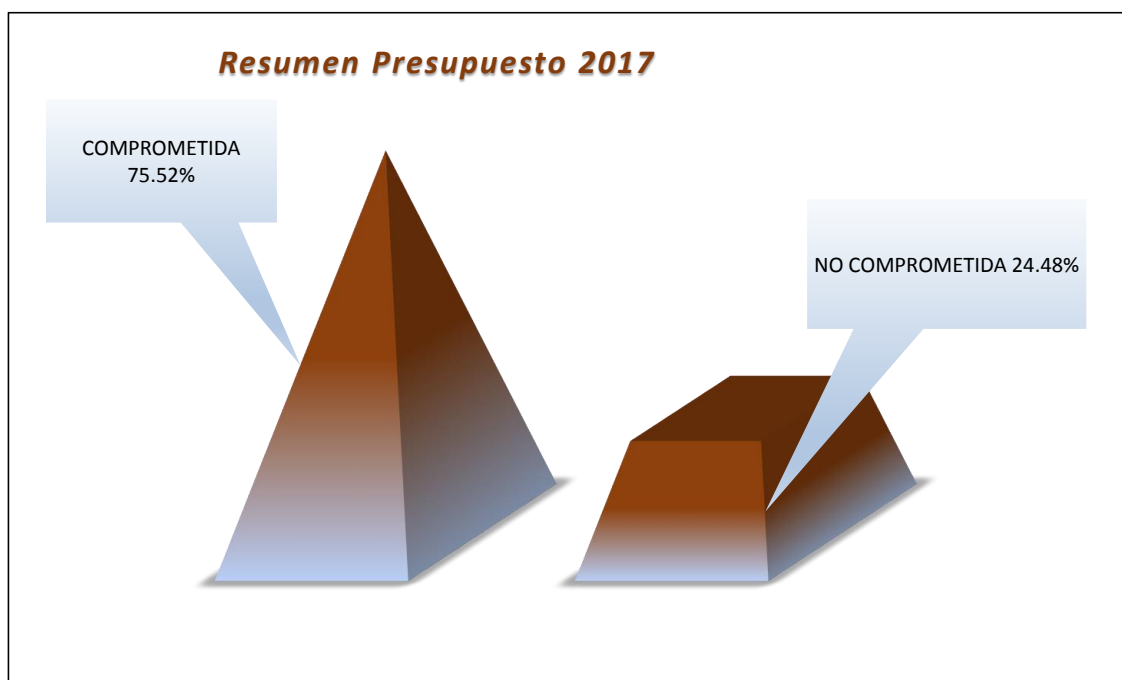


EJECUCION PRESUPUESTAL - COMPROMETIDO

FECHA DE CORTE OCTUBRE 31 DE 2017

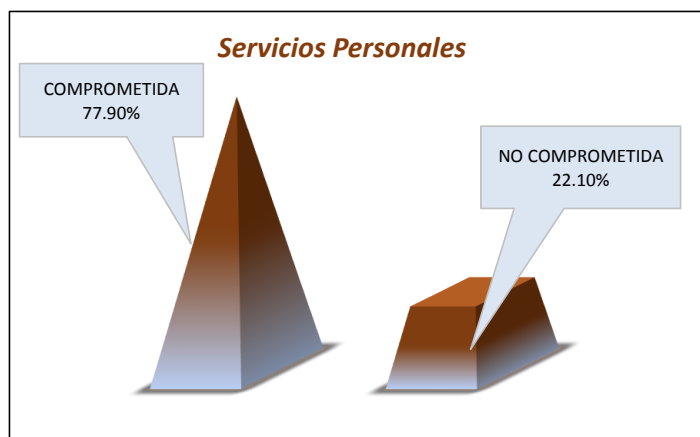
RESUMEN PRESUPUESTO 2017

| CONCEPTO | APROPIACION (\$000) | | | | | COMPROMISOS (%) | COMPROMISO (%) SIN |
|-------------------|---------------------|--------------|------------------|--------------|------------------|-----------------|--------------------|
| | INICIAL | MODIFICACION | DEFINITIVA | BLOQUEADA | COMPROMISOS | | |
| GASTOS PERSONALES | 2,939,961 | 0 | 2,939,961 | 0 | 2,290,132 | 77.90% | 22.10% |
| GASTOS GENERALES | 434,087 | 3,852 | 437,940 | 0 | 377,409 | 86.18% | 13.82% |
| TRANSFERENCIA | 49,872 | -5,729 | 44,143 | 4,612 | 38,963 | 88.27% | 11.73% |
| INVERSION | 475,000 | 0 | 475,000 | 0 | 236,667 | 49.82% | 50.18% |
| TOTAL | 3,898,920 | | 3,897,044 | 4,612 | 2,943,172 | 75.52% | 24.48% |



A-1 SERVICIOS PERSONALES (R-10)

| CONCEPTO | APROPIACION (\$000) | | | | | COMPROMISOS (%) | COMPROMISO (%) SIN |
|--|---------------------|--------------|------------------|-----------|------------------|-----------------|--------------------|
| | INICIAL | MODIFICACION | DEFINITIVA | BLOQUEADA | COMPROMISOS | | |
| SUELDOS DE PERSONAL DE NOMINA | 1,516,893 | -7,500 | 1,509,393 | 0 | 1,219,015 | 80.76% | 19.24% |
| PRIMA TECNICA | 232,604 | -10,000 | 222,604 | 0 | 160,171 | 71.95% | 28.05% |
| OTROS | 489,554 | 0 | 489,554 | 0 | 274,865 | 56.15% | 43.85% |
| HORAS EXTRAS, DIAS FESTIVOS E INDEMNIZACION POR VACACIONES | 13,961 | 17,500 | 31,461 | 0 | 31,374 | 99.72% | 0.28% |
| SERVICIOS PERSONALES INDIRECTOS | 85,268 | 0 | 85,268 | 0 | 81,197 | 95.23% | 4.77% |
| CONTRIBUCIONES INHERENTES A LA NOMINA SECTOR PRIVADO Y PUBLICO | 601,681 | - | 601,681 | 0 | 523,510 | 87.01% | 12.99% |
| TOTAL | 2,939,961 | - | 2,939,961 | 0 | 2,290,132 | 77.90% | 22.10% |



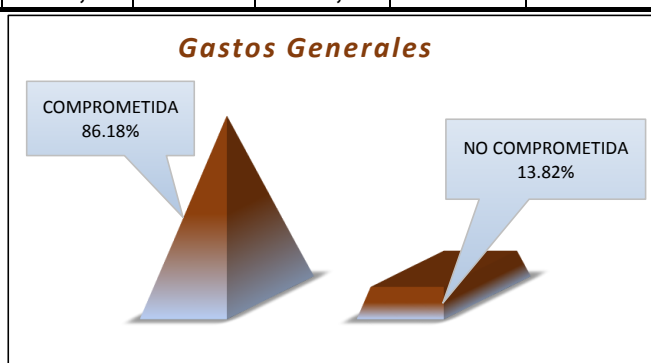


EJECUCION PRESUPUESTAL - COMPROMETIDO

FECHA DE CORTE OCTUBRE 31 DE 2017

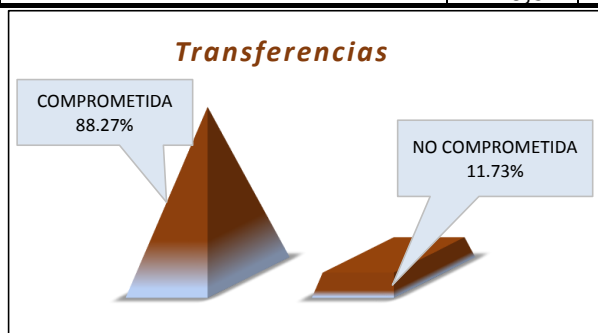
A-1 GASTOS GENERALES (R-10)

| CONCEPTO | APROPIACION (\$000) | | | | | COMPROMISOS | (%) COMPROMISO | (%) SIN COMPROMISO |
|--|---------------------|--------------|----------------|-----------|----------------|---------------|-------------------|--------------------------|
| | INICIAL | MODIFICACION | DEFINITIVA | BLOQUEADA | COMPROMISOS | | | |
| IMPUESTOS Y MULTAS | 7,629 | 3,574 | 11,203 | 0 | 11,203 | 100.00% | 0.00% | |
| COMPRA DE EQUIPO | 43,000 | -8,957 | 34,043 | 0 | 31,043 | 91.19% | 8.81% | |
| ENSERES Y EQUIPO DE OFICINA | 1,000 | 15,339 | 16,339 | 0 | 0 | 0.00% | 100.00% | |
| MATERIALES Y SUMINISTROS | 52,752 | 5,009 | 57,761 | 0 | 41,804 | 72.37% | 27.63% | |
| MANTENIMIENTO | 111,271 | -16,574 | 94,697 | 0 | 87,793 | 92.71% | 7.29% | |
| COMUNICACIONES Y TRANSPORTE | 71,500 | -3,338 | 68,162 | 0 | 64,378 | 94.45% | 5.55% | |
| IMPRESOS Y PUBLICACIONES | 2,500 | 0 | 2,500 | 0 | 1,729 | 69.18% | 30.82% | |
| SERVICIOS PUBLICOS | 50,500 | -1,000 | 49,500 | 0 | 39,905 | 80.62% | 19.38% | |
| SEGUROS | 31,820 | -5,900 | 25,920 | 0 | 25,920 | 100.00% | 0.00% | |
| ARRENDAMIENTOS | 48,000 | 200 | 48,200 | 0 | 48,174 | 99.95% | 0.05% | |
| VIATICOS Y GASTOS DE VIAJE | 9,000 | 15,500 | 24,500 | 0 | 23,590 | 96.29% | 3.71% | |
| CAPACITACION, BIENESTAR SOCIAL Y ESTIMULOS | 4,215 | 0 | 4,215 | 0 | 1,388 | 32.92% | 67.08% | |
| GASTOS FINANCIEROS | 900 | 0 | 900 | 0 | 483 | 53.67% | 46.33% | |
| TOTAL | 434,087 | 3,852 | 437,940 | 0 | 377,409 | 86.18% | 13.82% | |



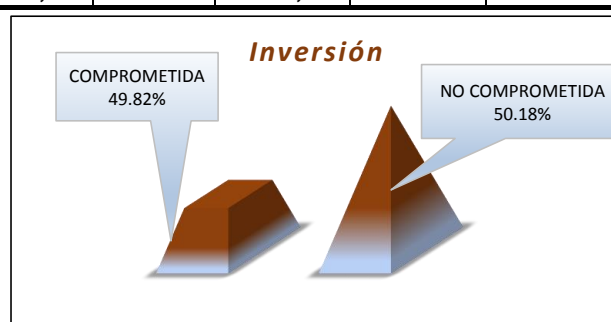
A-3 TRANSFERENCIAS CORRIENTES (R10 Y 11)

| CONCEPTO | APROPIACION (\$000) | | | | | COMPROMISOS | (%) COMPROMISO | (%) SIN COMPROMISO |
|---|---------------------|---------------|---------------|--------------|---------------|---------------|-------------------|--------------------------|
| | INICIAL | MODIFICACION | DEFINITIVA | BLOQUEADA | COMPROMISOS | | | |
| CUOTA DE AUDITAJE CONTRANAL | 6,196 | 0 | 6,196 | 0 | 5,628 | 90.83% | 9.17% | |
| ORGANIZACION MUNDIAL DE PROPIEDAD INTELLECTUAL -OMPI- LEY 33/87 | 39,064 | -5729.245 | 33,335 | 0 | 33,335 | 100.00% | 0.00% | |
| OTRAS TRANSFERENCIAS - PREVIO CONCEPTO DGPPN | 4,612 | 0 | 4,612 | 4,612 | 0 | 0.00% | 0.00% | |
| TOTAL | 49,872 | -5,729 | 44,143 | 4,612 | 38,963 | 88.27% | 11.73% | |



C-520 INVERSION (R11)

| CONCEPTO | APROPIACION (\$000) | | | | | COMPROMISOS | (%) COMPROMISO | (%) SIN COMPROMISO |
|---|---------------------|--------------|----------------|-----------|----------------|---------------|-------------------|--------------------------|
| | INICIAL | MODIFICACION | DEFINITIVA | BLOQUEADA | COMPROMISOS | | | |
| FORTALECIMIENTO AL SISTEMA DE PROPIEDAD INTELLECTUAL DE DERECHOS DE AUTOR E INDUSTRIAS CREATIVAS A NIVEL NACIONAL | 475,000 | 0 | 475,000 | 0 | 236,667 | 49.82% | 50.18% | |
| TOTAL | 475,000 | 0 | 475,000 | 0 | 236,667 | 49.82% | 50.18% | |



R10 - RECURSOS CORRIENTES

R11- OTROS RECURSOS